

Lectionary Mini Pack


All the Families

Psalm 22



Jesus Without Language

Using the Lesson Material



How to teach using this pack

The aim of this weekly material is to provide a simple link to the passage. It links with the lectionary readings for Year B but can be used separately.

- 1 Prepare by spending a moment to recognise everyone there and remind them this is our time to learn about God.
- 2 Gather the materials you need and then sit down and read the story
- 3 Choose an activity to help you respond to the story. A memory verse, colouring picture, 3 games and 2 crafts are provided.
- 4 Try and end your activities with a prayer.

You will need a printer and some basic supplies like scissors, glue and writing implements. The session is split into these areas.

TALK

Here the story is written out in full. You can use this as a script, retell the bible passage in your own words or use a children's bible

PRAY

A simple prayer to say with your child

PLAY

Simple games you can play or activities to introduce the ideas or start discussions

COLOURING PAGE

A colouring picture detailed enough for older kids but still good for younger ones.

OLDER

An activity for the older children. 7 and up.



YOUNGER

An activity for the younger children under 6.

Scripture quotations marked CSB have been taken from the Christian Standard Bible®, Copyright © 2017 by Holman Bible Publishers. Used by permission. Christian Standard Bible® and CSB® are federally registered trademarks of Holman Bible Publishers.

Author + Terms of Use



Kate is a missionary living in Serbia, a wife and a mother, a missionary associate with CMS (Church Mission society), but most of all a child of the divine. She writes kids ministry material on Jesus-without-language.net and blogs about life over at MissionMummy.com. Kate got involved in children's ministry in the church crèche at just 12 years old. She has worked with babies, toddlers, through all the ages up to university students. After some years in full time church children's and youth work, she embarked on a mission trip to Serbia and met her husband. Serbia became their permanent home. Needing to translate she struggled to find suitable material and started writing her own. With almost no knowledge of the local language she named her project 'Jesus-Without-Language'. The resulting web-site is now used by thousands worldwide.

All material is from Kate at Jesus without language and under copyright.

You can make as many copies of this material as you need, you can email the files or even hand out hard copies.

You may not host this file on a website or shared drive, nor can you publish parts of this material in a printed document.

You may not remove any copyright or watermark nor sell any derivative of this work as your own creation.



All the families

Psalm 22:23-31

TALK

Cuddle up with your favourite bible translation or story book - alternatively here's a version you can use.

We are going to read a song, a song Jesus may have sung with his friends, a song from the book of songs to be sung - the book called Psalms.

I wonder when you sing songs? Do you ever sing songs on journeys? We know that Jesus's friends and family would have sang songs as they travelled. Imagine a big crowd, moving slowly, the old ladies wobbling on their old legs, the young men carrying the heavy bags, the kids running back and forth, the babies crying. Then someone in the back of the crowd calls out a line from a song, and another voice responds.

(If possible get two voices to read this psalm, the second reading the words in **bold**)

23 *You who fear the Lord, **praise him!**
All you descendants of Jacob, **honor him!**
All you descendants of Israel, **revere him!***

25 *I will give praise in the great assembly because of you;
I will fulfill my vows before those who fear you.*

26 *The humble will eat and be satisfied;
those who seek the Lord will praise him.
May your hearts live forever!*


27 *All the ends of the earth will remember
and turn to the Lord.
**All the families of the nations
will bow down before you,***

28 *for kingship belongs to the Lord;
he rules the nations.*

30 *Their descendants will serve him;
the next generation will be told about the Lord.*

31 *They will come and declare his righteousness;
to a people yet to be born
they will declare what he has done.*

This is such a joyful song about every generation. God loves his people, no matter how old or young they are, and they can all praise him.




Lesson Notes

*"All the families of the nations
will bow down before you."*

Psalm 22:27b

PLAY

 **Wipe that smile off your face** – The first person pulls their silliest smile and directs it at each child in the circle, trying to make someone giggle or laugh. On the leaders mark they use one hand to literally “wipe” the smile off their face, and hand it to the next person, and on it goes. This can get silly really quickly.
Link: passing on God's praise to the next generation

Praising family traits – a simple identity game where whomever is speaking names a trait and all those it applies to shout “Praise God!” Wearing a colour, rolling your tongue, liking ice-cream, any trait qualifies.
Link: all will eventually praise him

Psalm beat - Using a small section of words from the psalm as lyrics, have the youngsters make up a tune or a beat to sing the words. Add percussion instruments and work in pairs.
Link: psalms were songs sung not read.



PRAY

Lord, teach us to praise you for all you have done for your people. Amen

YOUNGER

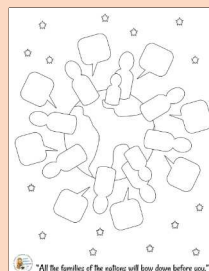


Stand out families image.

OLDER




People circles.



Layers of people.

COLOURING PAGE



You'll need:

Scissors, glue.



Instructions


Cut out all the parts.

Zigzag fold the people using the dotted lines and where the bodies join.


Fold the glue tabs behind the people.

Add glue and attach the people to the background where shown.

"All the families of the nations will bow down before you."



Psalm 22:27b





You'll need:

Scissors.



Instructions

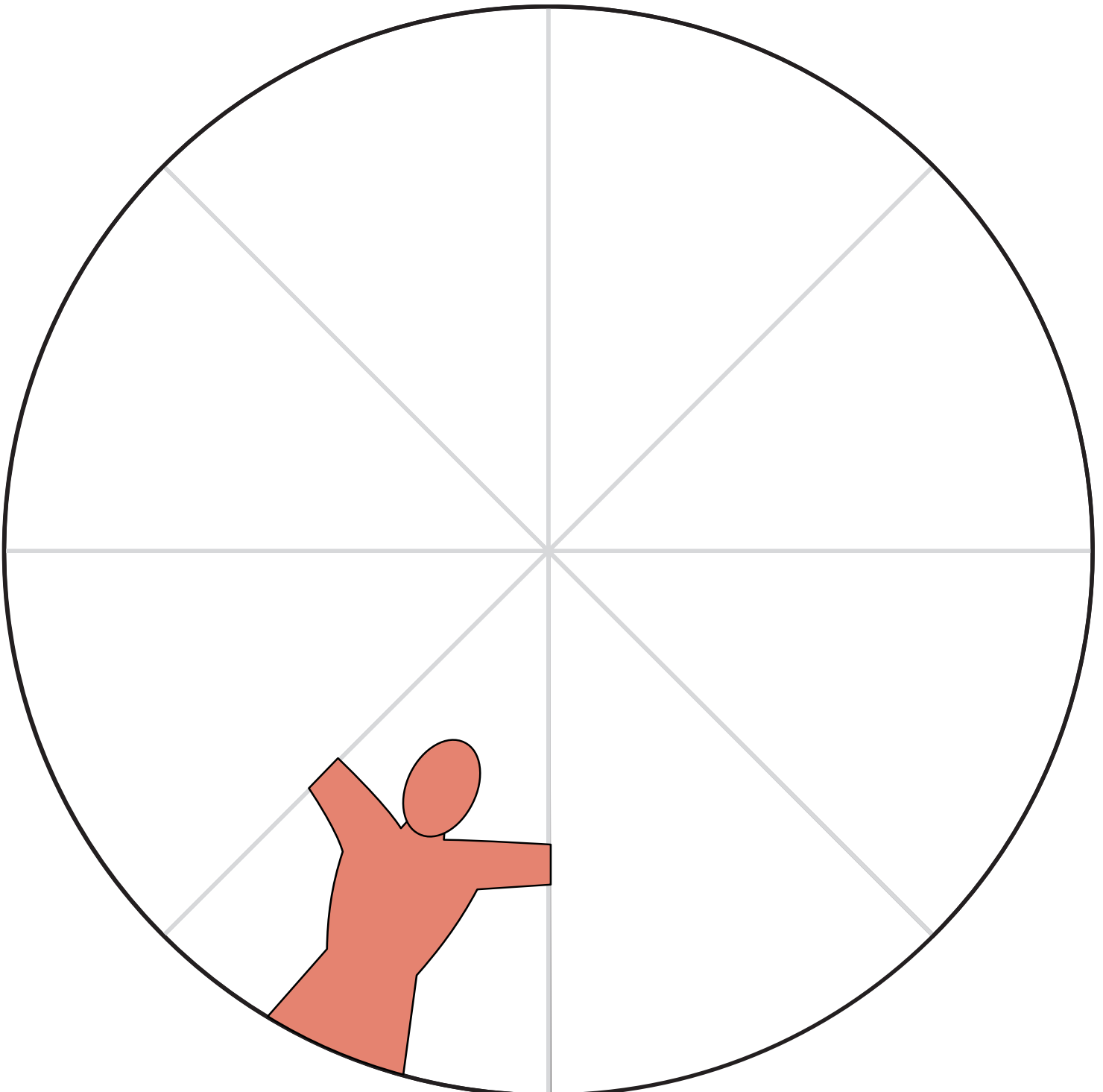
Cut out the circle.

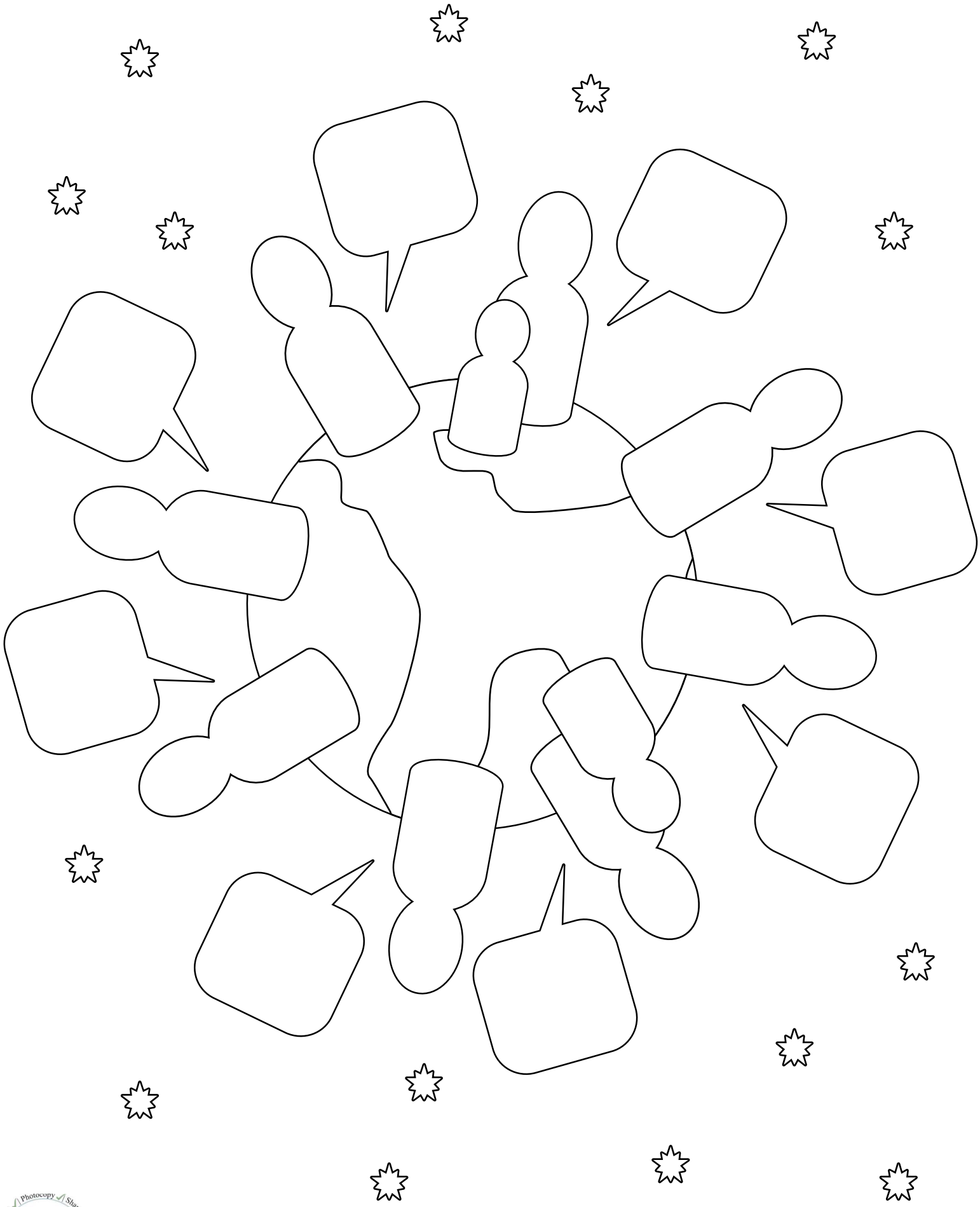
Fold in half and then in half again, then once more until you can only see the section with the person on.

Cut round the edge of the person, though all the layers of paper.

Open out and you'll discover a circle of people shapes.

Decorate each as you wish!





"All the families of the nations will bow down before you."



This pack comes from the 'Jesus Without Language' Material

Over 100 Lessons onsite



Colouring pages



Worksheets



Story notes




Story cards

Step by step crafts



Character images



+ more